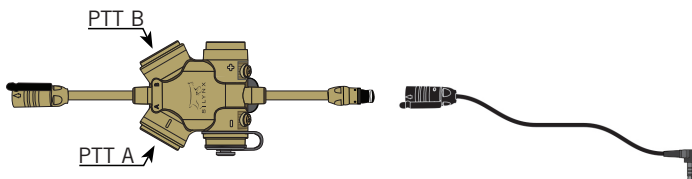


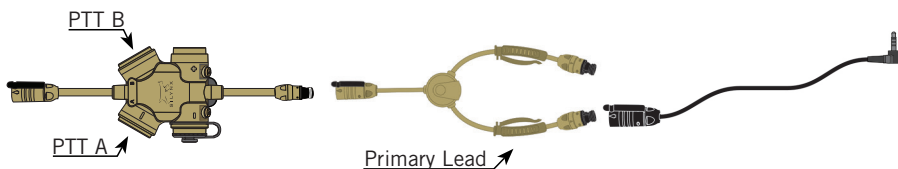
SMART PHONE CABLE

User Guide



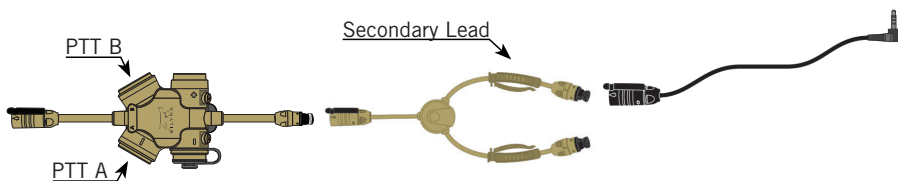
Connected Directly to the CLARUS

1. Hold PTT A to transmit
2. Press PTT B to Answer / End calls



Connected to Dual Comms Splitter (Primary Lead)

1. Hold PTT A to transmit
2. Tap PTT A to Answer / End calls



Connected to Dual Comms Splitter (Secondary Lead)

1. Hold PTT B to transmit
2. Tap PTT B to Answer / End calls